



thinkstep  
**GaBi**  
Product Sustainability  
Performance

---

# GaBi Service Pack 28 & Extension database VI Update Installation Guideline

---

October 2015



thinkstep

# Contents

<b>Introduction</b> .....	<b>3</b>
<b>1 Update your GaBi software</b> .....	<b>5</b>
<b>2 Update your databases</b> .....	<b>6</b>



## Introduction

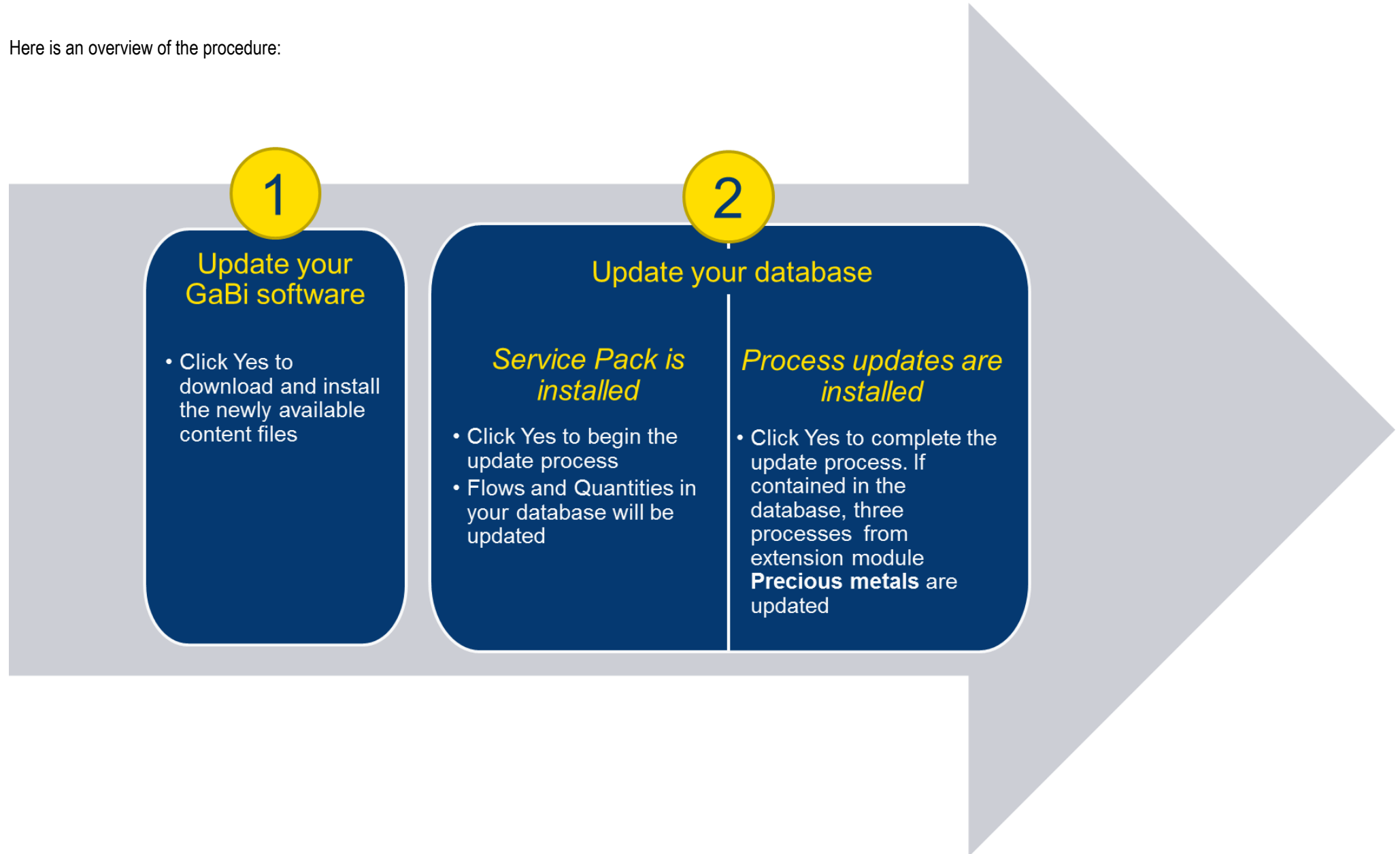
thinkstep is excited to deliver, as part of your annual GaBi maintenance package, GaBi database Service pack 28 and an update for Extension database VI: Precious Metals! This document will take you step-by-step through the update procedure.

In a first step, your GaBi software will be updated. After this, when you activate each of your databases for the first time, you'll be asked if you want to update it. Choosing Yes will start the update procedure: Flows and Quantities are updated via a service pack installation.

Then some processes from the **Extension database VI: Precious Metals** are exchanged with their updated equivalent. Processes you have created will not be touched.

The complete update can take several hours depending on the size of your databases so consider running it overnight or in your lunch-break.

Here is an overview of the procedure:



1

### Update your GaBi software

- Click Yes to download and install the newly available content files

2

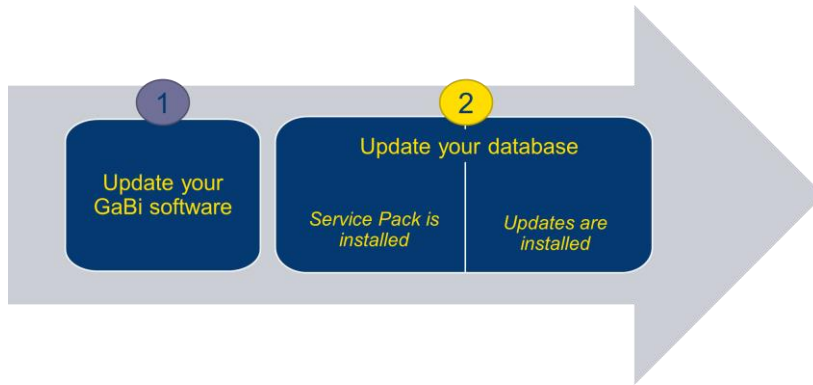
### Update your database

#### *Service Pack is installed*

- Click Yes to begin the update process
- Flows and Quantities in your database will be updated

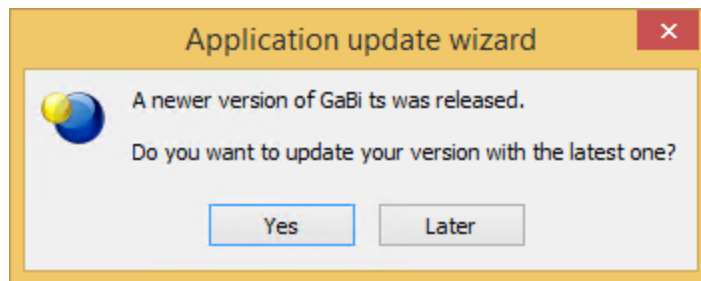
#### *Process updates are installed*

- Click Yes to complete the update process. If contained in the database, three processes from extension module **Precious metals** are updated



## 1 Update your GaBi software

The new Service Pack files will be available to you via the automatic update functionality in the GaBi software. No new installation procedure will be necessary.



Once the new software version is available on the GaBi update server, the software will inform you and offer to download the updated version.

In order to install the new version you need administrative user rights. (Re-start GaBi by clicking on right-mouse button and choosing 'Run as Administrator'.) If you do not have the necessary user rights, please contact your IT support.

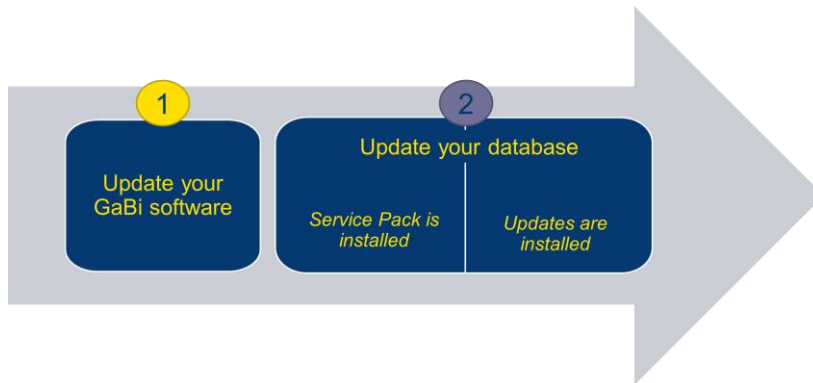
After the update, databases that were previously connected are no longer visible. Simply restart GaBi to see them again.

If the connection to the update server cannot be established for some reason, an error message with the cause of the problem will appear ("Host <http://service.pe-international.com> unreachable" or "Could not find file on developer side"). In this case, please send an e-mail to [support@GaBi-software.com](mailto:support@GaBi-software.com) and we will provide you with an alternative solution to update your GaBi software.

Now that your GaBi software is up-to-date, you can either update your databases to Service Pack 28 (which we recommend to do) or you can keep your database content at Service Pack 27 level.

If you encounter any difficulties in the installation/database update processes, please send an e-mail to:

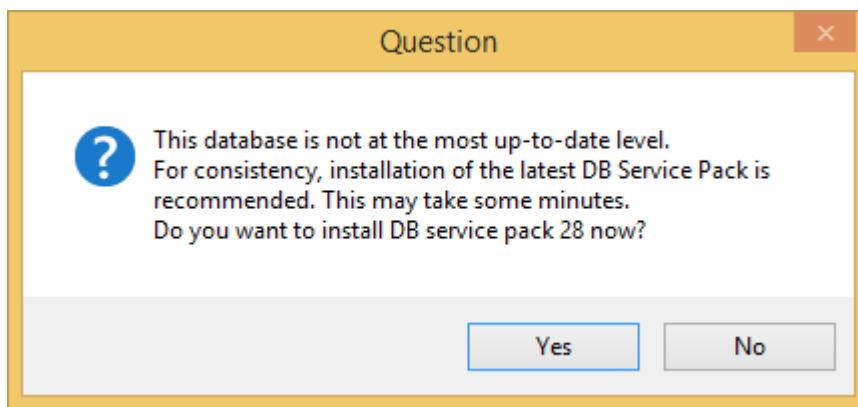
[support@gabi-software.com](mailto:support@gabi-software.com).



## 2 Update your databases

To update your databases to the latest version (and thereby update your database content and results), you need to install the service pack 28.

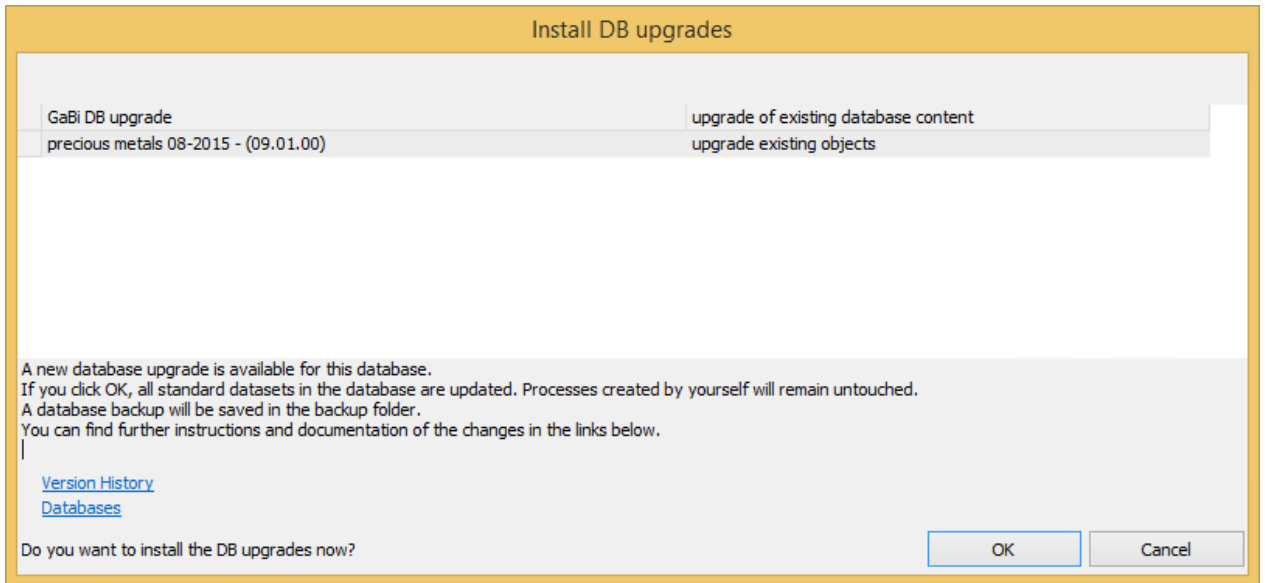
Accept the installation of service pack 28:



Next, the Database Update installation window will appear.

**Important Note:** The update process can take several hours depending on the size of the database and the performance of your computer. This process should not under any circumstances be interrupted (even if GaBi appears to be 'Not Responding').

Click OK to start the installation of the database updates



### What happens during the update?

- Extension database VI: Precious Metals database content, including those you've used in your models, will be automatically updated.
- If your plan contains only processes you have created, these will not be touched. If your plan contains thinkstep standard database content from extension database VI, these will be exchanged.
- A detailed overview of the changes and improvements applied with this Service Pack is available online: [click here to view/download](#)

This document explains all relevant changes coming along with Service Pack 28. The update is complete when you see the Log file window. Please save this protocol.